



NATURAL GREY / SCT-302



SHARK GREY / SCT-303

All color shown are as close to the actual SUZUKA® Strato® colors as modern printing techniques permit. Color appearance/finishing will vary according to amount of coats, style of strokes applied and individual painting methods.

## ABOUT US

SUZUKA® Malaysia belongs to the SUZUKA® Group, which holds manufacturing companies in Taiwan, Malaysia, and Thailand. As one of South East Asia's leading manufacturers in decorative building materials, SUZUKA® Malaysia's expertise in wall finishes dates back to its origins in the town of Suzuka, Japan, after World War II. Specializing in a wide range of stone veneers, waterproofing materials, and textured coatings, we offer durable products that are suitable for decorating and protecting both the interiors and exteriors of your homes and commercial buildings.

Not only do our products cater to buildings of various aesthetics and designs, but they also exceed international quality and safety standards. Armed with protection against UV damage, water seepage, dust, dirt and stains, we lower potential maintenance costs in the future. In addition to being an ISO 9001 certified company, we also carry a selection of SIRIM QAS certified products and a range of environmentally-friendly products certified by Singapore Green Label and SIRIM Eco Label.

Within the past decade, we've become an international supplier to number of regions, including Australia, Saudi Arabia, Thailand, Cambodia, Qatar, the United Arab Emirates, Bahrain, Indonesia, Singapore, and West Africa.

To experience why SUZUKA® products are trusted around the world, choose from our extensive range of coatings and artificial stone veneers.



TAIWAN • MALAYSIA • THAILAND



• Textured Coating



• Brick Veneer



• Artificial Stone Veneer



• Exposed Concrete Effect



• Interior Textured Paint



• Trowel Pebble Stone Coating



• Kastpanel



Join our photo contest to win RM1,000\*

\*Terms and Conditions Apply  
Details at: [www.suzuka.com.my/promotion/](http://www.suzuka.com.my/promotion/)



     
suzuka malaysia  
[www.suzuka.com.my](http://www.suzuka.com.my)



TEXTURED WALL FINISHING

## CEMENT TEXTURE

Textured Paint Collection



## CEMENT TEXTURE

Textured Paint Collection

Polished. Sleek. Refined.

Create that everlasting look with our Strato® Texture Textured Paint. Whether you are going for the industrial, scandinavian, contemporary or minimalistic style, the backdrop of the cement render effect can complete the look.

- Create just a feature wall or complete the entire space with the cement effect
- Suitable for homes, offices, cafes, restaurants & commercial spaces
- Complement with various styles of decor & furniture to create the design




SILVER GREY / SCT-301

All color shown are as close to the actual SUZUKA® Strato® colors as modern printing techniques permit. Color appearance/finishing will vary according to amount of coats, style of strokes applied and individual painting methods.

Product Features:

 Easy & Quick Application


 Green Choice  
Water Based  
& Eco-Friendly

 Crack  
Resistant

 Easy  
Maintenance

 VOC

Low VOC  
& Odor

 CH.O  
PB

Formaldehyde  
& Lead Free

 DIY  
Friendly

DIY Friendly

 Anti-Chalking  
& Efflorescence

\*may vary in color due to lighting condition and printing;  
we suggest you examine actual product samples before ordering.



GRANITE GREY / SCT-304



IRON GREY / SCT-305

All color shown are as close to the actual SUZUKA® Strato® colors as modern printing techniques permit.  
Color appearance/finishing will vary according to amount of coats, style of strokes applied and individual painting methods.



CHARCOAL GREY / SCT-306

All color shown are as close to the actual SUZUKA® Strato® colors as modern printing techniques permit.  
Color appearance/finishing will vary according to amount of coats, style of strokes applied and individual painting methods.



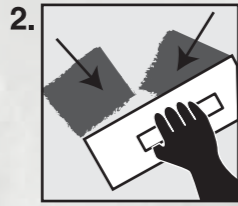
Applications Technique:

Surface requirement: smooth, flat and clean.




1.

**PRIMER:**  
**Tool: Roller**  
Roll 2 layers of Strato® Primer  
on the entire surface.  
Allow 30 minutes to dry  
between the layers.



2.

**TEXTURE COAT:**  
**Tool: Stainless Steel Trowel**  
Scrape Strato® Cement Texture  
Coat randomly to create pattern.  
Ensure the whole surface area is  
covered. Then apply 2nd layer.  
( Use a larger trowel for a larger pattern, a smaller trowel for a smaller pattern.)




3.

**SANDING:**  
**Tool: 600 Grit Sand Paper**  
Sand the entire surface in  
circular motion to ensure  
the surface is smooth.



4.


**TOPCOAT:**  
**Tool: Sponge**  
Apply SR-Top 1  
on entire surface.

 **IMPORTANT:**  
\* COLOR MAY VARY DEPENDING ON APPLICATION  
TECHNIQUE & AMOUNT OF MATERIALS USED.

Scan for video  
demonstration



Tools:



**PACKING DATA :** 1 Liter Primer | 1 Liter Texture Coat | 0.5 Liter Topcoat  
**COVERAGE :** 6-7m<sup>2</sup> per set